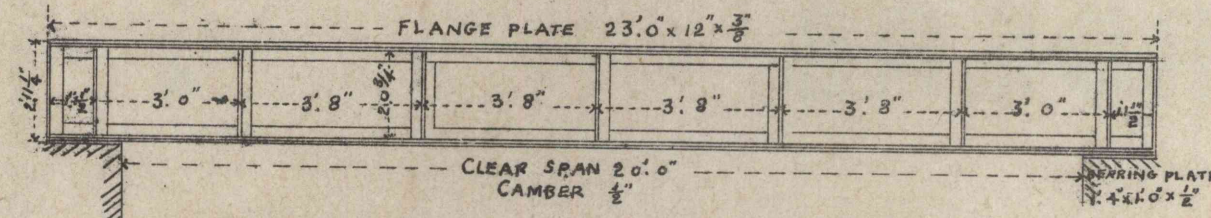


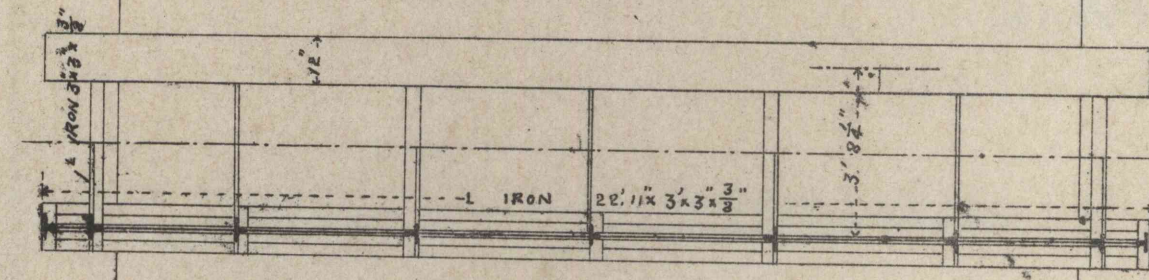
第十二圖

20 FEET SPAN.

ELEVATION.



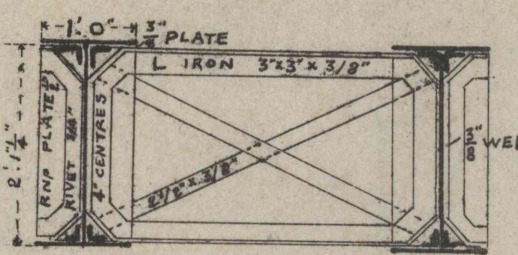
PLAN.



SCHEDULE OF QUANTITIES OF IRONWORK FOR ONE SPAN (20 FEET.)

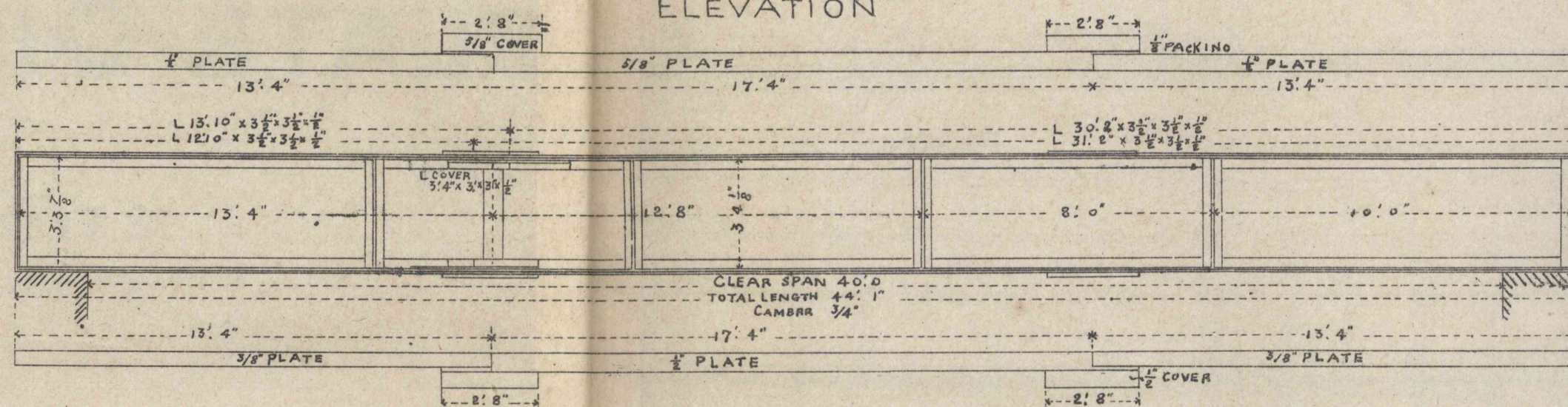
NO	DESCRIPTIONS	SIZE	WT. IN LBS.	REMARKS.
4	PLATES	23'0" x 12'0"	338	FLANGES.
4	DO	7'9" x 2'0"	936	WEBS
2	DO	7'4" x 2'0"	440	DO
8	DO	1'0" x 6" x 1/2"	90	WEB COVERS
4	DO	1'4" x 1'0" x 1/2"	106	BEARING PLATES
4	DO	2'0" x 1'0" x 1/2"	160	END PLATES
8	L IRON	22'11" x 3' x 3/8"	1580	
4	DO	11'0" x 3' x 3/8"	530	INSIDE STIFFENERS
24	DO	2'9" x 3' x 3/8"	488	OUTSIDE "
6	FLAT IRON	4'0" x 2' x 3/8"	75	DIAL BRACINGS
550 LIN FT	RIVET IRON	5/16"	517	T C Q 189
TOTAL				5909 = 2. 12. 3. 1

CROSS SECTION.




40 FEET SPAN

ELEVATION



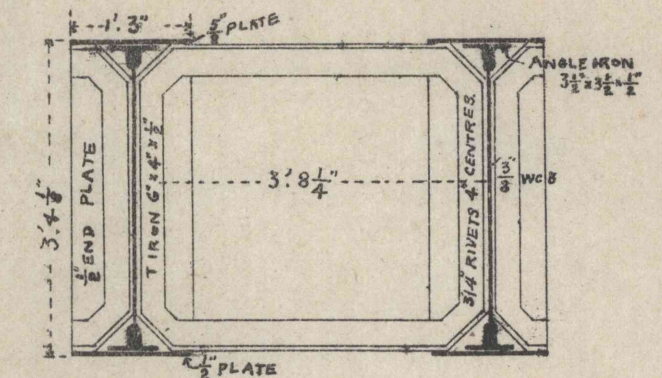
PLAN.



SCHEDULE OF QUANTITIES OF IRONWORK FOR ONE SPAN (40 FEET)

NO	DESCRIPTIONS	SIZE	WT. IN LBS.	REMARKS.
4	PLATES	13'4" x 13'4"	1338	FLANGES
2	DO	17'4" x 13'4"	1083	DO
2	DO	17'4" x 13'4"	867	DO
4	DO	15'4" x 13'4"	1003	DO
8	DO	1'4" x 1'0" x 1/2"	67	PACKINGS
4	DO	2'8" x 1'3" x 1/2"	267	COVER PLATES
4	DO	2'8" x 1'3" x 1/2"	333	DO
2	DO	8'0" x 3' x 3/8"	780	WEBS
2	DO	10'0" x 3' x 3/8"	976	DO
2	DO	12'0" x 3' x 3/8"	1235	DO
2	DO	13'4" x 3' x 3/8"	1500	DO
4	DO	2'8" x 6" x 1/2"	79	WEB COVERS
4	DO	3'4" x 1'3" x 1/2"	333	END PLATES
4	L IRON	30'8" x 3' x 3/8"	1407	CONNECTING WEB
4	DO	12'0" x 3' x 3/8"	645	DO
4	DO	12'0" x 3' x 3/8"	599	DO
4	DO	3'1" x 3' x 3/8"	1450	DO
4	DO	4' x 3' x 3/8"	191	OUTSIDE STIFFENERS
2	DO	12'9" x 3' x 3/8"	297	INSIDE "
8	DO	3'4" x 3' x 3/8"	267	COVERS
8	T IRON	4' x 6" x 1/2"	544	OUTSIDE STIFFENERS
4	DO	12'9" x 3' x 3/8"	850	INSIDE "
700	LIN FEET	RIVET IRON	1033	T C Q 189
TOTAL				16947 7. 11. 1. 7.

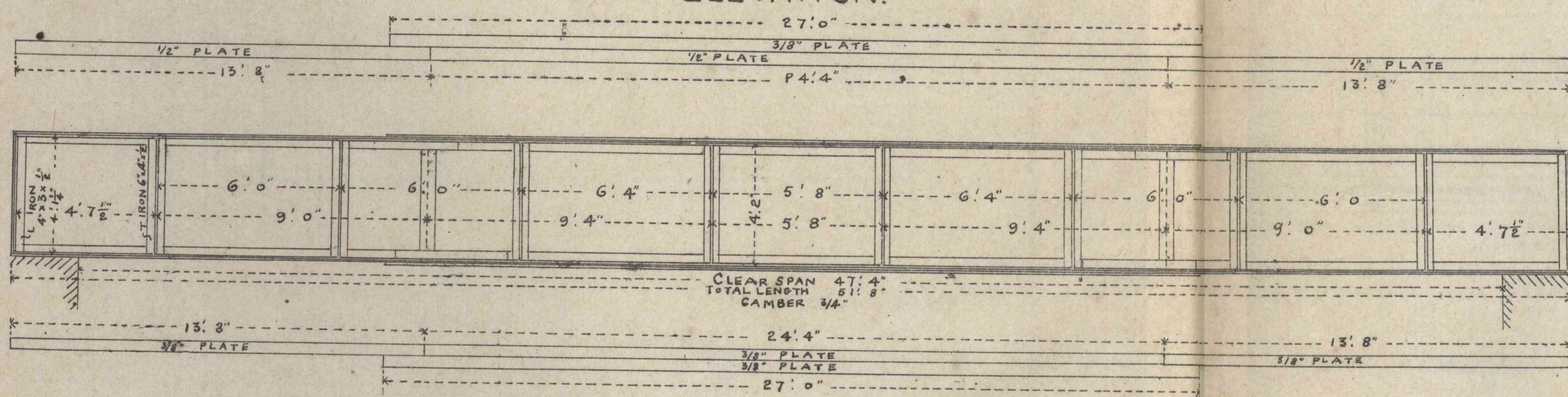
CROSS SECTION.



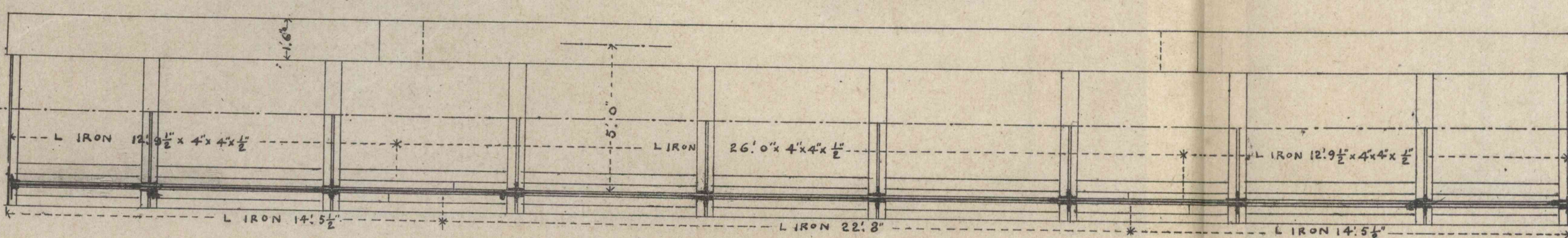
第十三圖

47' 4" SPAN.

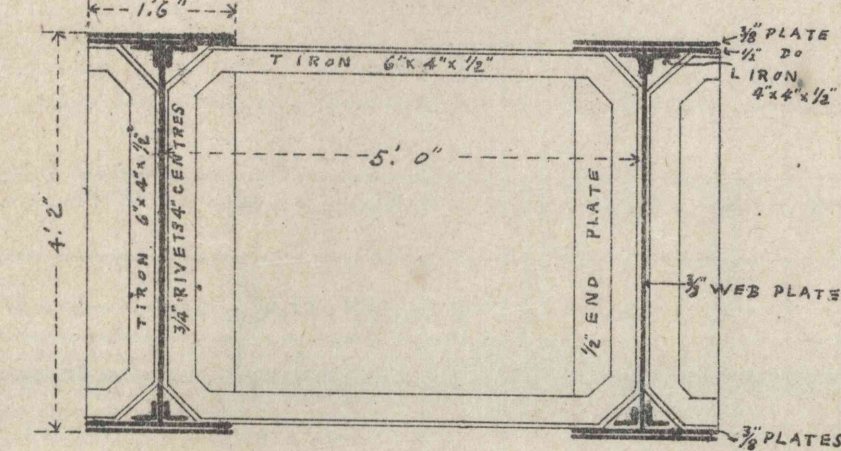
ELEVATION.



PLAN.



CROSS SECTION.



SCHEDULE OF QUANTITIES OF IRONWORK FOR ONE SPAN (47' 4")

NO	DESCRIPTIONS	SIZE	WT. IN LBS.	REMARKS.
4	PLATES	13'8" x 6' x 1/2"	1600	FLANGES
2	DO	24'4" x 1'6" x 1/2"	1460	DO
4	DO	27'0" x 1'6" x 1/2"	2430	DO
4	DO	13'8" x 1'6" x 1/2"	1230	DO
2	DO	24'4" x 1'6" x 1/2"	1095	DO
4	DO	4'7" x 4'0" x 3/8"	1119	WEBS
4	DO	9'0" x 4'0" x 3/8"	2177	DO
4	DO	9'4" x 4'0" x 3/8"	2257	DO
2	DO	5'8" x 4'0" x 3/8"	696	DO
4	DO	4' x 1'6" x 1/2"	492	END PLATES
16	T IRON	6' x 4' x 1/2"	1425	OUTSD. STIFFENERS
8	DO	17'0" x 4' x 1/2"	2338	INSIDE "
4	L IRON	26'0" x 4' x 1/2"	249	OUTSIDE "
2	DO	17'0" x 4' x 1/2"	409	INSIDE "
8	DO	4' x 3' x 3/8"	1548	
8	DO	12'9" x 3' x 3/8"	1367	
4	DO	22'8" x 4' x 1/2"	1211	
4	DO	26'0" x 4' x 1/2"	1389	
16	DO	3'8" x 3' x 3/8"	685	COVERS
8	PLATES	3'4" x 6" x 1/2"	201	WEB COVERS
1300	LIN FT	RIVET IRON	1919	T C Q 189
TOTAL				28323 12. 3. 2. 10.

R. n. h. o. a.