

第十圖

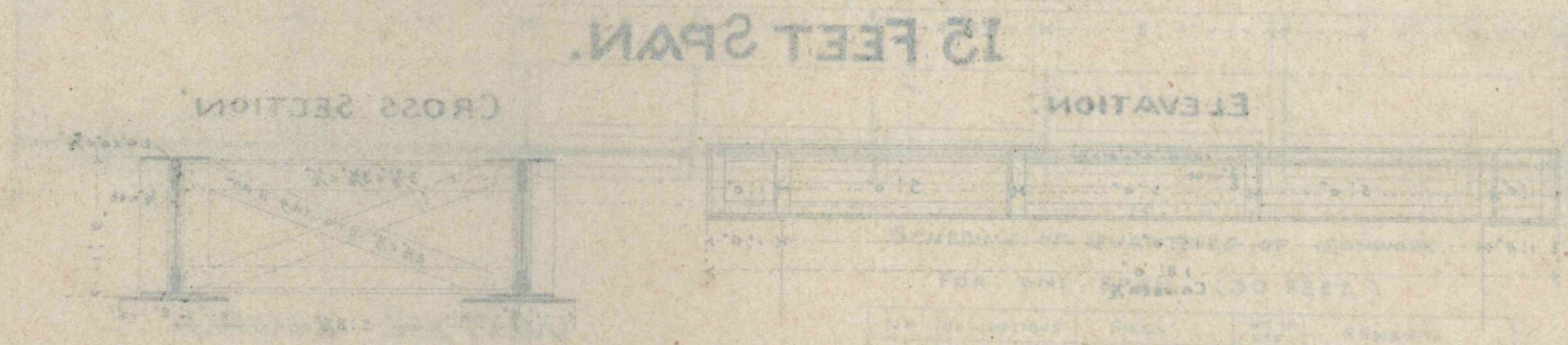
PLATE GIRDERS.

30 FEET SPAN
12 FEET SPAN
ELEVATION

CROSS SECTION
ELEVATION

SCHEDULE OF QUANTITIES OF IRONWORK FOR ONE SPAN (12 FEET)

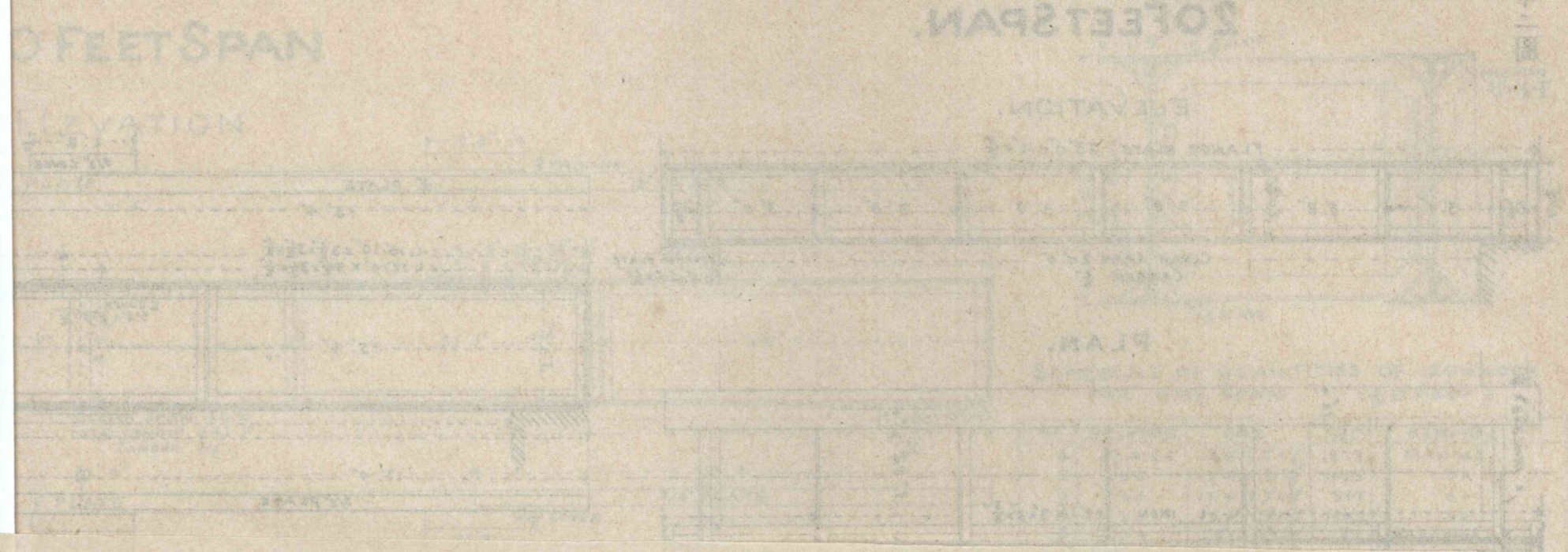
NO	DESCRIPTION	SIZE	WEIGHT IN LBS	REMARKS
2	PLATES	21'0" x 1'8 1/2"	1046	WEBS
4	DO	11'6" x 1'0 1/2"	100	BEARING PLATES
8	L IRON	2'1'0" x 4 1/4"	2100	
28	DO	11'6" x 3 1/2" x 1/2"	500	VERT STIFFERS
8	DO	3'8" x 2 1/2" x 1/2"	818	HORIZONTAL TIES
8	FLAT BARS	3'9" x 2 1/2" x 1/2"	96	DIAG BRACINGS
28	DO	1'0" x 3 1/2" x 1/2"	163	PACKINGS
150	L FEET 8/8	RIVET IRON	216	
TOTAL			4536	T. C. Q. 135 2. 2. 0. 0.



SCHEDULE OF QUANTITIES OF IRONWORK FOR ONE SPAN (12 FEET)

NO	DESCRIPTION	SIZE	WEIGHT IN LBS	REMARKS
2	PLATES	21'0" x 1'8 1/2"	1046	WEBS
4	DO	11'6" x 1'0 1/2"	100	BEARING PLATES
8	L IRON	2'1'0" x 4 1/4"	2100	
28	DO	11'6" x 3 1/2" x 1/2"	500	VERT STIFFERS
8	DO	3'8" x 2 1/2" x 1/2"	818	HORIZONTAL TIES
8	FLAT BARS	3'9" x 2 1/2" x 1/2"	96	DIAG BRACINGS
28	DO	1'0" x 3 1/2" x 1/2"	163	PACKINGS
150	L FEET 8/8	RIVET IRON	216	
TOTAL			4536	T. C. Q. 135 2. 2. 0. 0.


第十二圖



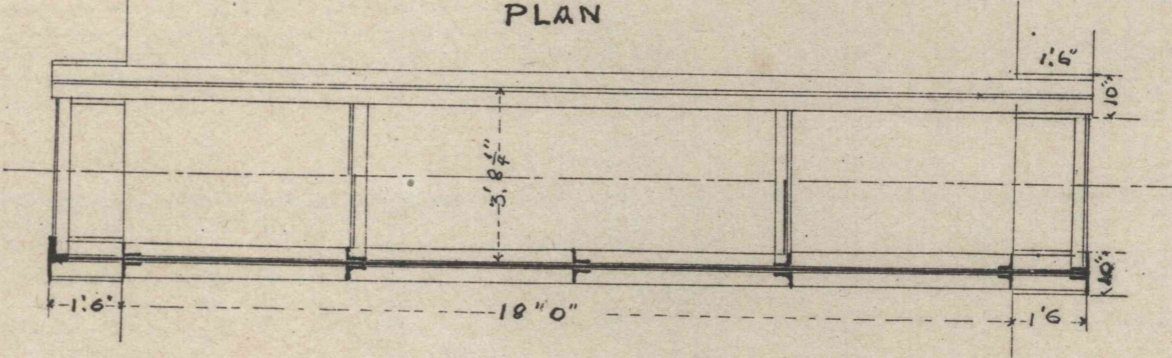
第十一圖

18 FEET SPAN

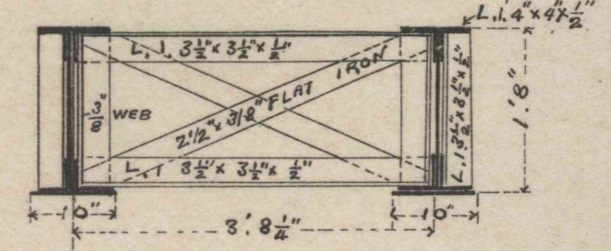
ELEVATION



PLAN



CROSS SECTION



SCHEDULE OF QUANTITIES OF IRONWORK FOR ONE SPAN (18 FEET)

NO	DESCRIPTION	SIZE	WEIGHT IN LBS	REMARKS
2	PLATES	21'0" x 1'8 1/2"	1046	WEBS
4	DO	11'6" x 1'0 1/2"	100	BEARING PLATES
8	L IRON	2'1'0" x 4 1/4"	2100	
28	DO	11'6" x 3 1/2" x 1/2"	500	VERT STIFFERS
8	DO	3'8" x 2 1/2" x 1/2"	818	HORIZONTAL TIES
8	FLAT BARS	3'9" x 2 1/2" x 1/2"	96	DIAG BRACINGS
28	DO	1'0" x 3 1/2" x 1/2"	163	PACKINGS
150	L FEET 8/8	RIVET IRON	216	
TOTAL			4536	T. C. Q. 135 2. 2. 0. 0.

R. Vohida