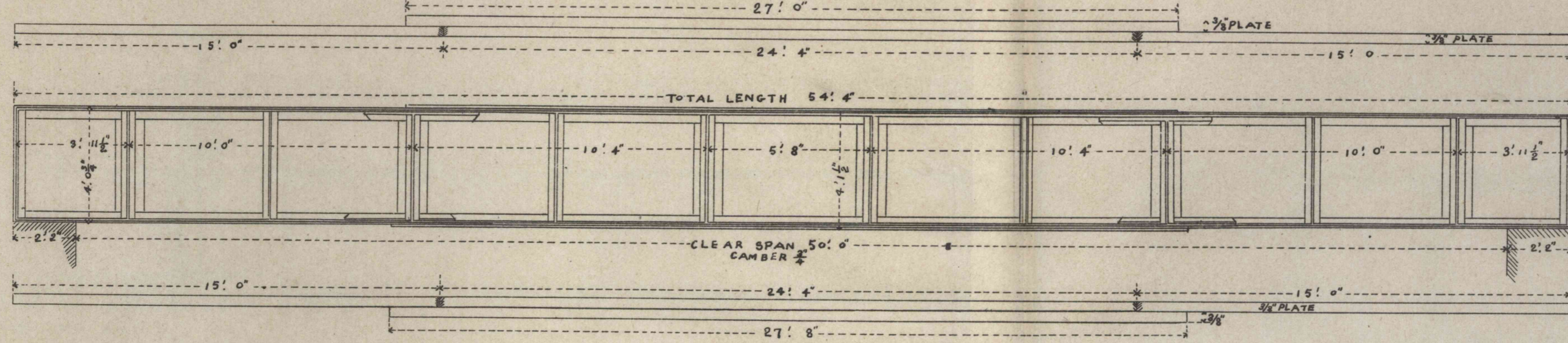
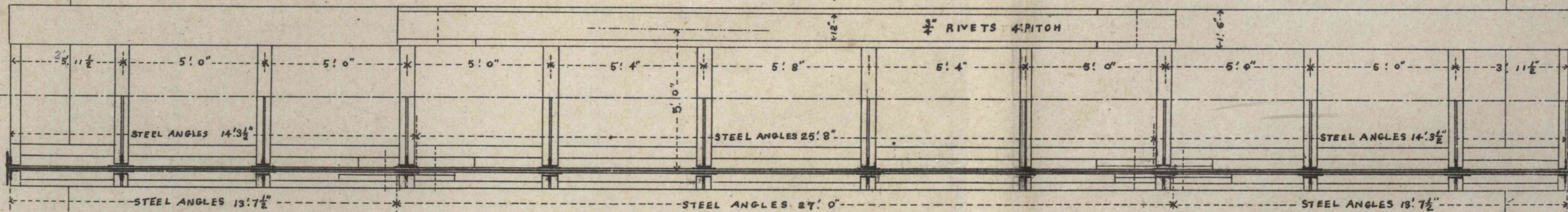


50 FEET SPAN. ELEVATION

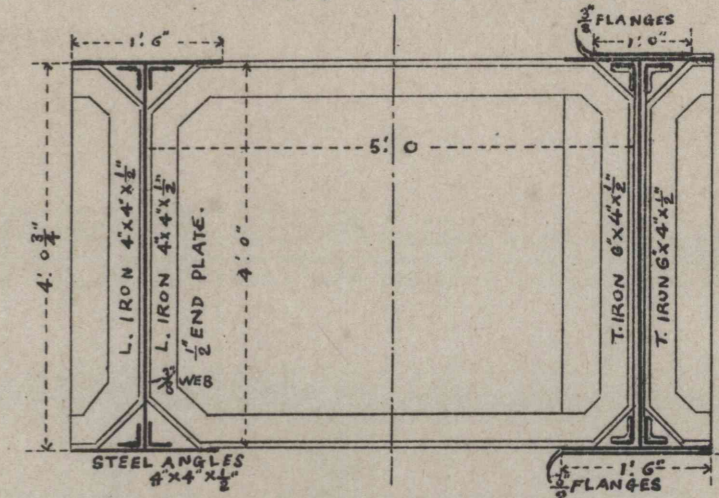


FLAN.



NOTE. THESE WILL BE DISTINGUISHED FROM SIMILAR IRON SPANS BY THE SECOND PLATE IN TOP FLANGE BEING 12" WIDE IN THESE GIRDERS.

CROSS SECTION

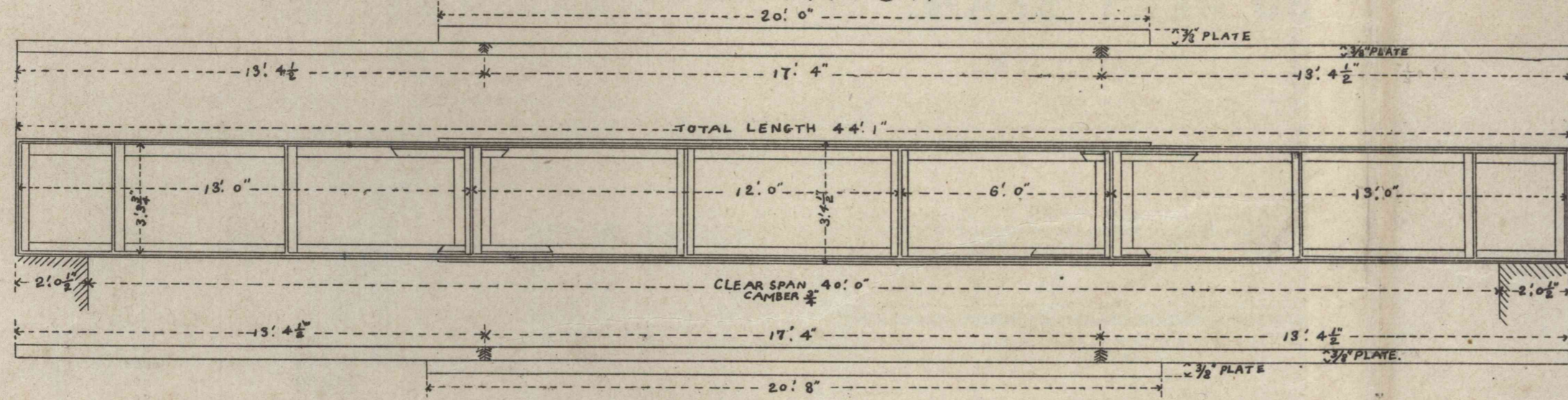


SCHEDULE OF MATERIALS. FOR ONE SPAN.

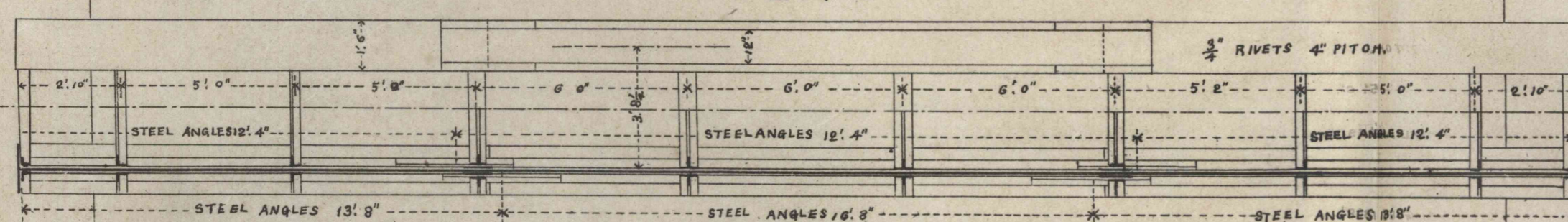
NO	DESCRIPTIONS	DIMENSIONS	WEIGHT IN LBS	REMARKS
2	STEEL PLATES	27' 0" x 11' 0" x 3/8"	842	FLANGES
4	DO	24' 4" x 11' 6" x 3/8"	2,878	DO
8	DO	15' 0" x 11' 6" x 3/8"	2,308	DO
2	DO	27' 8" x 11' 6" x 3/8"	1,295	DO
2	DO	5' 8" x 4' 0" x 3/8"	706	WEBS
4	DO	10' 4" x 4' 0" x 3/8"	2,573	DO
4	DO	10' 0" x 4' 0" x 3/8"	2,498	DO
4	DO	5' 11 1/2" x 4' 0" x 3/8"	988	DO
24	DO	3' 4" x 1' 0" x 3/8"	1,248	WEB COVERS
8	DO	2' 8" x 3' 2" x 3/8"	73	FLANGE COVERS
4	DO	2' 8" x 4' 2" x 3/8"	131	DO
4	DO	4' 0" x 1' 6" x 3/8"	409	END PLATES
8	STEEL ANGLES	14 1/2" x 4" x 3/8"	1,486	CONNECTING WEBS AND FLANGES
8	DO	25 1/2" x 4" x 3/8"	1,416	DO
4	DO	25 1/2" x 4" x 3/8"	1,534	DO
4	DO	27' 0" x 4" x 3/8"	1,404	DO
16	DO	4' 0" x 3 1/2" x 3/8"	721	ANGLE COVERS
2	ANGLE IRONS	17' 3" x 4" x 1/2"	431	STIFFENERS
4	DO	5' 0" x 4" x 1/2"	250	DO
10	TEE IRONS	17' 3" x 6" x 1/2"	2,731	DO
20	DO	5' 0" x 6" x 1/2"	1,583	DO
6,440	RIVET HEADS		519	
			TOTAL	27,918 = 12T 8" 14-LBS

第二圖

40 FEET SPAN. ELEVATION

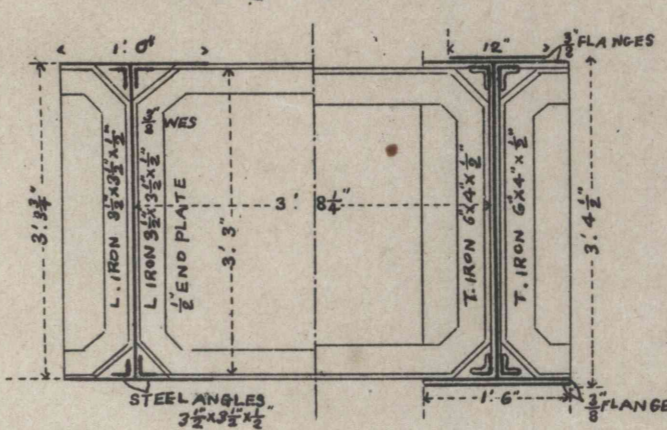


PLAN.



NOTE THESE WILL BE DISTINGUISHED FROM SIMILAR IRON SPANS BY THE SECOND PLATE 15" WIDE IN TOP FLANGE.

CROSS SECTION.



SCHEDULE OF MATERIALS. FOR ONE SPAN.

NO	DESCRIPTIONS	DIMENSIONS	WEIGHT IN LBS	REMARKS
2	STEEL PLATES	20' 8" x 11' 0" x 3/8"	684	FLANGES
4	DO	17' 4" x 11' 6" x 3/8"	1,482	DO
8	DO	13' 4 1/2" x 11' 6" x 3/8"	2,304	DO
2	DO	20' 8" x 11' 6" x 3/8"	967	DO
4	DO	15' 0" x 4' 0" x 3/8"	2,036	WEBS
2	DO	12' 0" x 4' 0" x 3/8"	1,277	DO
2	DO	6' 0" x 3' 2" x 3/8"	188	DO
8	DO	2' 8" x 1' 0" x 3/8"	538	WEB COVERS
8	DO	2' 8" x 3' 2" x 3/8"	23	FLANGE COVERS
4	DO	2' 8" x 5' 2" x 3/8"	147	DO
4	DO	3' 3" x 1' 6" x 3/8"	406	END PLATES
8	STEEL ANGLES	13 1/8" x 4" x 3/8"	1,111	CONNECTING WEBS AND FLANGES
4	DO	16 1/8" x 4" x 3/8"	871	DO
4	DO	16 1/8" x 4" x 3/8"	1,231	DO
10	DO	17' 3" x 6" x 1/2"	751	DO
6	ANGLE IRONS	13' 0" x 4" x 1/2"	245	ANGLE COVERS
12	DO	4' 8" x 3 1/2" x 3/8"	552	DO
4	TEE IRONS	13' 0" x 6" x 1/2"	323	DO
8	DO	4' 8" x 6" x 1/2"	538	DO
4,648	RIVET HEADS		375	
			TOTAL	18,752 = 8T 5 1/2" 21-LBS

R. Uchida